



Introductory sub-table (I)(a)			
Name of the Company: INTEGRA ENGINEERING INDIA LTD			
Scrip Code, Name of the scrip, class of security: 505358			
Quarter ended: 31ST MARCH, 2014			
	No. of partly paid-up shares	As a % of total no. of partly paid-up shares	As a % of total no. of shares of the company
<b>Partly paid-up shares:-</b>			
Held by promoter/promoter group	0	0.00	0.00
Held by public	0	0.00	0.00
<b>Total - D</b>	<b>0</b>	<b>0.00</b>	<b>0.00</b>
	No. of outstanding securities	As a % of total no. of outstanding convertible securities	As a % of total no. of shares of the company, assuming full conversion of the convertible securities
<b>Outstanding convertible securities:-</b>			
Held by promoter/promoter group	0	0.00	0.00
Held by public	0	0.00	0.00
<b>Total - E</b>	<b>0</b>	<b>0.00</b>	<b>0.00</b>
	No. of warrants	As a % of total no. of warrants	As a % of total no. of shares of the company, assuming full conversion of warrants
<b>Warrants:-</b>			
Held by promoter/promoter group	0	0.00	0.00
Held by public	0	0.00	0.00
<b>Total - F</b>	<b>0</b>	<b>0.00</b>	<b>0.00</b>
<b>Total paid-up capital of the company, assuming full conversion of warrants and convertible securities (Grand Total (A+B+C)+ D+E+F )</b>	<b>34245196</b>	<b>0.00</b>	<b>100.00</b>




**Statement Showing Shareholding Pattern**

Category code	Category of Shareholder	Number of Shareholders	Table (I)(a)		Total shareholding as a percentage of total number of shares		Shares Pledged or otherwise encumbered	
			Total number of shares	Number of shares held in dematerialized form	As a percentage of (A+B) <sup>1</sup>	As a percentage of (A+B+C)	Number of shares	As a percentage
			(IV)	(V)	(VI)	(VII)	(VIII)	(IX) = (VIII)/(IV)*100
(A)	<b>Shareholding of Promoter and Promoter Group<sup>2</sup></b>							
1	<b>Indian</b>							
(a)	Individuals/ Hindu Undivided Family	0	0	0	0.00	0.00	0	0.00
(b)	Central Government/ State Government(s)	0	0	0	0.00	0.00	0	0.00
(c)	Bodies Corporate	0	0	0	0.00	0.00	0	0.00
(d)	Financial Institutions/ Banks	0	0	0	0.00	0.00	0	0.00
(e)	Any Others(Specify)	0	0	0	0.00	0.00	0	0.00
	<b>Sub Total(A)(1)</b>	<b>0</b>	<b>0</b>	<b>0</b>	<b>0.00</b>	<b>0.00</b>	<b>0</b>	<b>0.00</b>
2	<b>Foreign</b>							
a	Individuals (Non-Residents Individuals/ Foreign Individuals)	0	0	0	0.00	0.00	0	0.00
b	Bodies Corporate	1	18723341	18723341	54.67	54.67	0	0.00
c	Institutions	0	0	0	0.00	0.00	0	0.00
d	Any Others(Specify)							
	<b>Sub Total(A)(2)</b>	<b>1</b>	<b>18723341</b>	<b>18723341</b>	<b>54.67</b>	<b>54.67</b>	<b>0</b>	<b>0.00</b>
	<b>Total Shareholding of Promoter and Promoter Group (A)= (A)(1)+(A)(2)</b>	<b>1</b>	<b>18723341</b>	<b>18723341</b>	<b>54.67</b>	<b>54.67</b>	<b>0</b>	<b>0.00</b>
(B)	<b>Public shareholding</b>							
1	<b>Institutions</b>							
(a)	Mutual Funds/ UTI	7	89820	0	0.26	0.26	0	0.00
(b)	Financial Institutions / Banks	8	13080	700	0.04	0.04	0	0.00
(c)	Central Government/ State Government(s)	0	0	0	0.00	0.00	0	0.00
(d)	Venture Capital Funds	0	0	0	0.00	0.00	0	0.00
(e)	Insurance Companies	0	0	0	0.00	0.00	0	0.00
(f)	Foreign Institutional Investors	2	2000	0	0.01	0.01	0	0.00
(g)	Foreign Venture Capital Investors	0	0	0	0.00	0.00	0	0.00
(h)	Any Other (specify)							
	<b>Sub-Total (B)(1)</b>	<b>17</b>	<b>104900</b>	<b>700</b>	<b>0.31</b>	<b>0.31</b>	<b>0</b>	<b>0.00</b>
B 2	<b>Non-institutions</b>							
(a)	Bodies Corporate	284	2070203	1890745	6.05	6.05	0	0.00
(b)	Individuals							
I	Individuals -i. Individual shareholders holding nominal share capital up to Rs 1 lakh	23392	10716532	7205744	31.29	31.29	0	0.00
II	ii. Individual shareholders holding nominal share capital in excess of Rs. 1 lakh.	13	2339737	2339737	6.83	6.83	0	0.00
(c)	Any Other (specify)							
(c-i)	Clearing Members	58	161985	161985	0.47	0.47	0	0.00
(c-ii)	NON RESIDENT INDIANS (REPAT)	153	51086	12680	0.15	0.15	0	0.00
(C-iii)	NON RESIDENT INDIANS (NON REPAT)	9	35222	35222	0.10	0.10	0	0.00
(C-iv)	Trust	6	40790	40790	0.12	0.12	0	0.00
(c-v)	Office Bearers	26	1400	0	0.00	0.00	0	0.00
	<b>Sub-Total (B)(2)</b>	<b>23941</b>	<b>15416955</b>	<b>11686903</b>	<b>45.02</b>	<b>45.02</b>	<b>0</b>	<b>0.00</b>
(B)	<b>Total Public Shareholding (B)= (B)(1)+(B)(2)</b>	<b>23958</b>	<b>15521855</b>	<b>11687603</b>	<b>45.33</b>	<b>45.33</b>	<b>0</b>	<b>0.00</b>
	<b>TOTAL (A)+(B)</b>	<b>23959</b>	<b>34245196</b>	<b>30410944</b>	<b>100.00</b>	<b>100.00</b>	<b>0</b>	<b>0.00</b>
(C)	<b>Shares held by Custodians and against which Depository Receipts have been issued</b>							
1	Promoter and Promoter Group	0	0	0	0.00	0.00	0	0.00
2	Public	0	0	0	0.00	0.00	0	0.00
	<b>Sub-Total (C)</b>	<b>0</b>	<b>0</b>	<b>0</b>	<b>0.00</b>	<b>0.00</b>	<b>0</b>	<b>0.00</b>
	<b>GRAND TOTAL (A)+(B)+(C)</b>	<b>23959</b>	<b>34245196</b>	<b>30410944</b>	<b>100.00</b>	<b>100.00</b>	<b>0</b>	<b>0.00</b>



(1)(b) Statement showing holding of Securities (Including shares, warrants, convertible securities) of persons belong to the Category "Promoter and Promoter Group"

Sr. No.	Name of the shareholder	Total shares held			Encumbered Shares (*)			Details of Warrants			Details of Convertible Securities			Total shares (including underlying shares assuming full conversion of warrants & convertible securities) as a % of diluted share capital
		Number of shares	As a % of grand total (A)+(B)+(C)	Number	As a percentage (V)=(V)/(III)*100	As a % of grand total (A)+(B)+(C) of sub-clause (I)(a)	Numbers of Warrant Held	As a % total number of warrants of the same class	Numbers of Convertible Securities held	As a % total number of convertible securities of the same class	As a % of diluted share capital			
0	(II)	(III)	(IV)	(V)	(VI)=(V)/(III)*100	(VII)	(VIII)	(IX)	(X)	(XI)	(XII)			
1	INTEGRA HOLDINGS A.G (PAN AACCI	18723341	54.67	0	0.00	0.00	0	0.00	0	0.00	0.00	0.00		
2														
3														
<b>TOTAL</b>		<b>18723341</b>	<b>54.67</b>	<b>0.00</b>	<b>0.00</b>	<b>0.00</b>	<b>0.00</b>	<b>0.00</b>	<b>0.00</b>	<b>0.00</b>	<b>0.00</b>	<b>0.00</b>		




(1)(c)(i) Statement showing holding of securities (including shares, warrants, convertible securities) of persons belonging to the category "Public" and holding more than 1% of the total number of shares.

Sr. No.	Name of the shareholder	Number of shares	Shares as a percentage of total number of shares (i.e., Grand Total (A)+(B)+(C) indicated in Statement at para (1)(a) above)	Details of Warrants		Details of Convertible Securities		Total shares (including underlying shares assuming full conversion of warrants & convertible securities) as a % of diluted share capital
				Numbers of Warrant Held	As a % total number of warrants of the same class	Numbers of Convertible Securities held	As a % total number of convertible securities of the same class	
1	DIPAK KANAYALAL SHAH	470000	1.37	0	0	0	0	0
2	NNM SECURITIES PVT LTD	355157	1.04	0	0	0	0	0
3								
4								
<b>TOTAL</b>		<b>825157</b>	<b>2.41</b>	<b>0.00</b>	<b>0.00</b>	<b>0.00</b>	<b>0.00</b>	<b>0.00</b>

(1)(c)(ii) Statement showing holding of securities (including shares, warrants, convertible securities) of persons (together with PAC) belonging to the category "Public" and holding more than 5% of the total number of shares of the company.

Sr. No.	Name(s) of the shareholder(s) and the Person Acting in Concert ( PAC ) with them	Number of shares	Shares as a percentage of total number of shares (i.e., Grand Total (A)+(B)+(C) indicated in	Details of Warrants		Details of Convertible Securities		Total shares (including underlying shares assuming full conversion of warrants & convertible
				Numbers of Warrant Held	As a % total number of warrants of the same class	Numbers of Convertible Securities held	As a % total number of convertible securities of the same class	
1	NOT APPLICABLE							
2		0	0.00	0.00	0.00	0.00	0.00	0.00
<b>TOTAL</b>		<b>0</b>	<b>0.00</b>	<b>0.00</b>	<b>0.00</b>	<b>0.00</b>	<b>0.00</b>	<b>0.00</b>



**(I)(d) Statement showing details of locked-in shares**

Sr. No.	Name of the shareholder	Number of locked-in shares	Locked-in shares as a percentage of total number of shares {i.e., Grand Total (A)+(B)+(C) indicated in Statement at para (I)(a) above}
1	NIL		0.00
2			0.00
<b>TOTAL</b>		<b>0</b>	<b>0.00</b>


**(II)(a) Statement showing details of Depository Receipts (DRs)**

Sr. No.	Type of outstanding DR (ADRs, GDRs, SDRs, etc.)	Number of outstanding DRs	Number of shares underlying outstanding DRs	Shares underlying outstanding DRs as a percentage of total number of shares {i.e., Grand Total (A)+(B)+(C) indicated in Statement at para (I)(a) above}
1	NIL	0	0	0.00
2				
3				
<b>TOTAL</b>		<b>0</b>	<b>0</b>	<b>0.00</b>

**(II)(b) Statement showing holding of Depository Receipts (DRs), where underlying shares held by "promoter/promoter group" are in excess of 1% of the total number of shares**

Sr. No.	Name of the DR Holder	Type of outstanding DR (ADRs, GDRs, SDRs, etc.)	Number of shares underlying outstanding DRs	Shares underlying outstanding DRs as a percentage of total number of shares {i.e., Grand Total (A)+(B)+(C) indicated in Statement at para (I)(a) above}
1	N.A.		0	0.00
2				
<b>TOTAL</b>			<b>0</b>	<b>0.00</b>

For INTEGRA Engineering India Limited

  
(Y J Shah)  
General Manager

