

Introductory sub-table (I)(a)

Name of the Company: **INTEGRA ENGINEERING INDIA LTD**

Scrip Code, Name of the scrip, class of security: **505358**


Quarter ended: **30TH JUNE, 2014**

Partly paid-up shares:-	No. of partly paid-up shares	As a % of total no. of partly paid-up shares	As a % of total no. of shares of the company
Held by promoter/promoter group	0	0.00	0.00
Held by public	0	0.00	0.00
Total - D	0	0.00	0.00

Outstanding convertible securities:-	No. of outstanding securities	As a % of total no. of outstanding convertible securities	As a % of total no. of shares of the company, assuming full conversion of the convertible securities
Held by promoter/promoter group	0	0.00	0.00
Held by public	0	0.00	0.00
Total - E	0	0.00	0.00


Warrants:-	No. of warrants	As a % of total no. of warrants	As a % of total no. of shares of the company, assuming full conversion of warrants
Held by promoter/promoter group	0	0.00	0.00
Held by public	0	0.00	0.00
Total - F	0	0.00	0.00

Total paid-up capital of the company, assuming full conversion of warrants and convertible securities (Grand Total (A+B+C)+ D+E+F)	34245196	0.00	100.00
--	-----------------	-------------	---------------



Statement Showing Shareholding Pattern

Category code	Category of Shareholder	Number of Shareholders	Table (I)(a)		Total shareholding as a percentage of total number of shares		Shares Pledged or otherwise encumbered	
			Total number of shares	Number of shares held in dematerialized form	As a percentage of (A+B) ¹	As a percentage of (A+B+C) ²	Number of shares	As a percentage
(I)	(II)	(III)	(IV)	(V)	(VI)	(VII)	(VIII)	(IX)
(A)	Shareholding of Promoter and Promoter Group²							
1	Indian							
(a)	Individuals/ Hindu Undivided Family	0	0	0	0.00	0.00	0	0.00
(b)	Central Government/ State Government(s)	0	0	0	0.00	0.00	0	0.00
(c)	Bodies Corporate	0	0	0	0.00	0.00	0	0.00
(d)	Financial Institutions/ Banks	0	0	0	0.00	0.00	0	0.00
(e)	Any Others(Specify)	0	0	0	0.00	0.00	0	0.00
	Sub Total(A)(1)	0	0	0	0.00	0.00	0	0.00
2	Foreign							
a	Individuals (Non-Residents Individuals/ Foreign Individuals)	0	0	0	0.00	0.00	0	0.00
b	Bodies Corporate	1	18723341	18723341	54.67	54.67	0	0.00
c	Institutions	0	0	0	0.00	0.00	0	0.00
d	Any Others(Specify)							
	Sub Total(A)(2)	1	18723341	18723341	54.67	54.67	0	0.00
	Total Shareholding of Promoter and Promoter Group (A)= (A)(1)+(A)(2)	1	18723341	18723341	54.67	54.67	0	0.00
(B)	Public shareholding							
1	Institutions							
(a)	Mutual Funds/ UTI	7	89820	0	0.26	0.26	0	0.00
(b)	Financial Institutions /Banks	8	13080	700	0.04	0.04	0	0.00
(c)	Central Government/ State Government(s)	0	0	0	0.00	0.00	0	0.00
(d)	Venture Capital Funds	0	0	0	0.00	0.00	0	0.00
(e)	Insurance Companies	0	0	0	0.00	0.00	0	0.00
(f)	Foreign Institutional Investors	2	2000	0	0.01	0.01	0	0.00
(g)	Foreign Venture Capital Investors	0	0	0	0.00	0.00	0	0.00
(h)	Any Other (specify)							
	Sub-Total (B)(1)	17	104900	700	0.31	0.31	0	0.00
B 2	Non-institutions							
(a)	Bodies Corporate	286	2105906	1926448	6.15	6.15	0	0.00
(b)	Individuals							
I	Individuals -i. Individual shareholders holding nominal share capital up to Rs 1 lakh	23254	10586210	7093031	30.91	30.91	0	0.00
II	ii. Individual shareholders holding nominal share capital in excess of Rs. 1 lakh.	13	2343737	2343737	6.84	6.84	0	0.00
(c)	Any Other(specify) directors/relatives	1	1350	0	0.00	0.00	0	0.00
(c-i)	Clearing Members	85	251253	251253	0.73	0.73	0	0.00
(c-ii)	NON RESIDENT INDIANS (REPAT)	153	51087	12681	0.15	0.15	0	0.00
(C-iii)	NON RESIDENT INDIANS (NON REPAT)	9	35222	35222	0.10	0.10	0	0.00
(C-iv)	Trust	6	40790	40790	0.12	0.12	0	0.00
(c-v)	Office Bearers	30	1400	0	0.00	0.00	0	0.00
	Sub-Total (B)(2)	23837	15416955	11703162	45.02	45.02	0	0.00
	Total Public Shareholding (B)= (B)(1)+(B)(2)	23854	15521855	11703862	45.33	45.33	0	0.00
	TOTAL (A)+(B)	23855	34245196	30427203	100.00	100.00	0	0.00
	Shares held by Custodians and against which Depository Receipts have been issued							
1	Promoter and Promoter Group	0	0	0	0.00	0.00	0	0.00
2	Public	0	0	0	0.00	0.00	0	0.00
	Sub-Total (C)	0	0	0	0.00	0.00	0	0.00
	GRAND TOTAL (A)+(B)+(C)	23855	34245196	30427203	100.00	100.00	0	0.00



(1)(b) Statement showing holding of Securities (including shares, warrants, convertible securities) of persons belong to the Category "Promoter and Promoter Group"

Sr. No.	Name of the shareholder	Total shares held			Encumbered Shares (*)			Details of Warrants			Details of Convertible Securities			Total shares (including underlying shares assuming full conversion of warrants & convertible securities) as a % of diluted share capital
		Number of shares	As a % of grand total (A)+(B)+(C)	Number	As a percentage (V)=(V)/(III)*100	As a % of grand total (A)+(B)+(C) of sub-clause (I)(a)	Numbers of Warrant Held	As a % total number of warrants of the same class	Numbers of Convertible Securities held	As a % total number of convertible securities of the same class				
(I)	(II)	(III)	(IV)	(V)	(VI)=(V)/(III)*100	(VII)	(VIII)	(IX)	(X)	(XI)	(XII)			
1	INTEGRA HOLDINGS A.G (PAN AACCI)	18723341	54.67	0	0.00	0.00	0	0.00	0	0.00	0.00			
2														
TOTAL		18723341	54.67	0.00	0.00	0.00	0.00	0.00	0.00	0.00	0.00			



(D)(c)(i) Statement showing holding of securities (including shares, warrants, convertible securities) of persons belonging to the category "Public" and holding more than 1% of the total number of shares

Sr. No.	Name of the shareholder	Number of shares	Shares as a percentage of total number of shares {i.e., Grand Total (A)+(B)+(C) indicated in Statement at para (D)(a) above}	Details of Warrants		Details of Convertible Securities		Total shares (including underlying shares assuming full conversion of warrants & convertible securities) as a % of diluted share capital
				Numbers of Warrant Held	As a % total number of warrants of the same class	Numbers of Convertible Securities held	As a % total number of convertible securities of the same class	
1	DIPAK KANAVALAL SHAH	470000	1.37	0	0	0	0	0
2				0	0	0	0	0
		470000	1.37	0.00	0.00	0.00	0.00	0.00
TOTAL								

(D)(c)(ii) Statement showing holding of securities (including shares, warrants, convertible securities) of persons (together with PAC) belonging to the category "Public" and holding more than 5% of the total number of shares of the company

Sr. No.	Name(s) of the shareholder(s) and the Person Acting in Concert (PAC) with them	Number of shares	Shares as a percentage of total number of shares {i.e., Grand Total (A)+(B)+(C) indicated in	Details of Warrants		Details of Convertible Securities		Total shares (including underlying shares assuming full conversion of warrants & convertible
				Numbers of Warrant Held	As a % total number of warrants of the same class	Numbers of Convertible Securities held	As a % total number of convertible securities of the same class	
1	NOT APPLICABLE							
2								
		0	0.00	0.00	0.00	0.00	0.00	0.00
TOTAL								



(I)(d) Statement showing details of locked-in shares

Sr. No.	Name of the shareholder	Number of locked-in shares	Locked-in shares as a percentage of total number of shares {i.e., Grand Total (A)+(B)+(C) indicated in Statement at para (I)(a) above}
1	NIL		0.00
2			0.00
TOTAL		0	0.00


(II)(a) Statement showing details of Depository Receipts (DRs)

Sr. No.	Type of outstanding DR (ADRs, GDRs, SDRs, etc.)	Number of outstanding DRs	Number of shares underlying outstanding DRs	Shares underlying outstanding DRs as a percentage of total number of shares {i.e., Grand Total (A)+(B)+(C) indicated in Statement at para (I)(a) above}
1	NIL	0	0	0.00
2				0.00
TOTAL		0	0	0.00

(II)(b) Statement showing holding of Depository Receipts (DRs), where underlying shares held by "promoter/promoter group" are in excess of 1% of the total number of shares

Sr. No.	Name of the DR Holder	Type of outstanding DR (ADRs, GDRs, SDRs, etc.)	Number of shares underlying outstanding DRs	Shares underlying outstanding DRs as a percentage of total number of shares {i.e., Grand Total (A)+(B)+(C) indicated in Statement at para (I)(a) above}
1	N.A.		0	0.00
2				0.00
TOTAL			0	0.00

For INTEGRA Engineering India Limited


(Y. J. Shah)
Compliance Officer

